

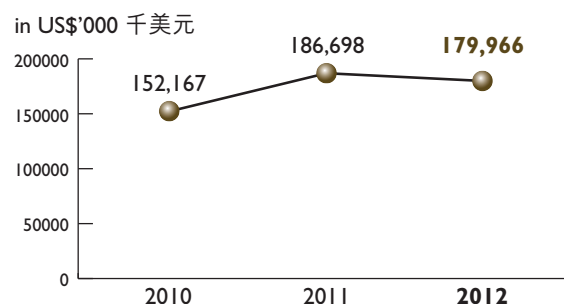
Financial Highlights

財務摘要

		Unaudited 未經審核 Six months ended 30 June 2012 截至二零一二年 六月三十日止 六個月 US\$'000 千美元	Unaudited 未經審核 Six months ended 30 June 2011 截至二零一一年 六月三十日止 六個月 US\$'000 千美元	Change 變動
Revenue	收益	179,966	186,698	(3.6%)
Profit before income tax	除所得稅前溢利	5,029	2,703	86.1%
Profit attributable to owners	擁有人應佔溢利	3,673	1,612	127.9%
Basic earnings per share (US cents)	每股基本盈利 (美仙)	0.24	0.11	118.2%
Diluted earnings per share (US cents)	每股攤薄盈利 (美仙)	0.24	0.11	118.2%
Interim dividend declared per share (US cents)	已宣派每股中期股息 (美仙)	0.144	N/A 不適用	

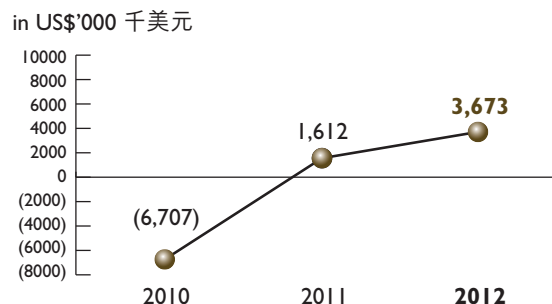
Revenue 收益

6 months ended 30 June 2012
截至二零一二年六月三十日止六個月



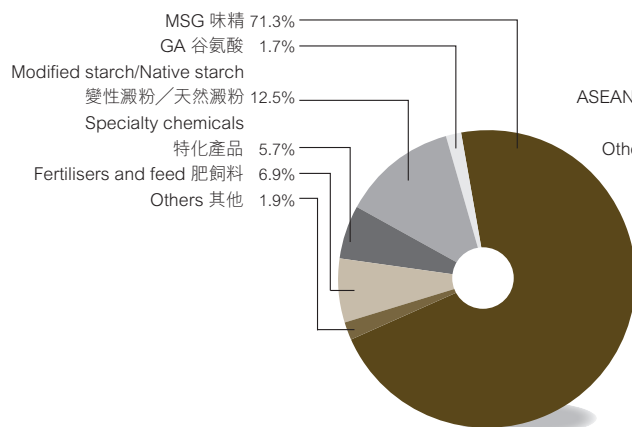
Profit/(Loss) Attributable to Owners

擁有人應佔溢利 / (虧損)
6 months ended 30 June 2012
截至二零一二年六月三十日止六個月



Revenue by Products 按產品分類之收益

6 months ended 30 June 2012
截至二零一二年六月三十日止六個月



Revenue by Geographic Location 按地區分類之收益

6 months ended 30 June 2012
截至二零一二年六月三十日止六個月

